


**MEGHALAYA BOARD OF SCHOOL EDUCATION**  
**HIGHER SECONDARY SCHOOL LEAVING CERTIFICATE EXAMINATION, 2018**  
**( ARTS STREAM )**

**ABSTRACT OF RESULTS**

Category	No. of Candidates		No. of Candidates passed in					Total Pass	Percentage of Pass
	Applied	Appeared	First Division	Second Division	Third Division	Compart - mental	Improvement		
<b>REGULAR</b>									
Male	8679	8569	537	2379	3683	-	-	6599	77.01
Female	11105	11014	1229	4333	3823	-	-	9385	85.21
<b>Total</b>	<b>19784</b>	<b>19583</b>	<b>1766</b>	<b>6712</b>	<b>7506</b>	<b>-</b>	<b>-</b>	<b>15984</b>	<b>81.62</b>
<b>NON-REGULAR</b>									
Male	2053	1793	-	12	226	125	204	567	31.62
Female	1950	1784	-	14	283	115	355	767	42.99
<b>Total</b>	<b>4003</b>	<b>3577</b>	<b>-</b>	<b>26</b>	<b>509</b>	<b>240</b>	<b>559</b>	<b>1334</b>	<b>37.29</b>
<b>Grand Total</b>	<b>23787</b>	<b>23160</b>	<b>1766</b>	<b>6738</b>	<b>8015</b>	<b>240</b>	<b>559</b>	<b>17318</b>	<b>74.78</b>

[ vii ]



( T. R. Laloo )  
 Controller of Examinations,  
 Meghalaya Board of School Education,  
 Tura

Dated Tura,  
 the 25th May, 2018

**MEGHALAYA BOARD OF SCHOOL EDUCATION**  
**HIGHER SECONDARY SCHOOL LEAVING CERTIFICATE EXAMINATION, 2018**  
**( ARTS STREAM )**

**CATEGORY-WISE / GENDER-WISE PERCENTAGE OF PASS**

Category	Applied	Appeared	No. of Candidates Passed						Pass Percentage
			1st Div.	2nd Div.	3rd Div.	Comp.	Imprv.	Total	

**Schedule Caste**

Male	48	47	1	10	22	2	Nil	35	74.47
Female	56	56	3	16	27	2	Nil	48	85.71

**Schedule Tribe**

Male	10054	9703	518	2312	3640	118	201	6789	69.97
Female	12293	12055	1163	4185	3771	106	354	9579	79.46


**OBC**

Male	49	48	4	9	17	1	Nil	31	64.58
Female	62	62	8	12	30	1	Nil	51	82.26

**General**

Male	581	564	14	60	230	4	3	311	55.14
Female	644	625	55	134	278	6	1	474	75.84

<b>Grand Total</b>	<b>23787</b>	<b>23160</b>	<b>1766</b>	<b>6738</b>	<b>8015</b>	<b>240</b>	<b>559</b>	<b>17318</b>	<b>74.78</b>
--------------------	--------------	--------------	-------------	-------------	-------------	------------	------------	--------------	--------------



( T. R. Laloo )

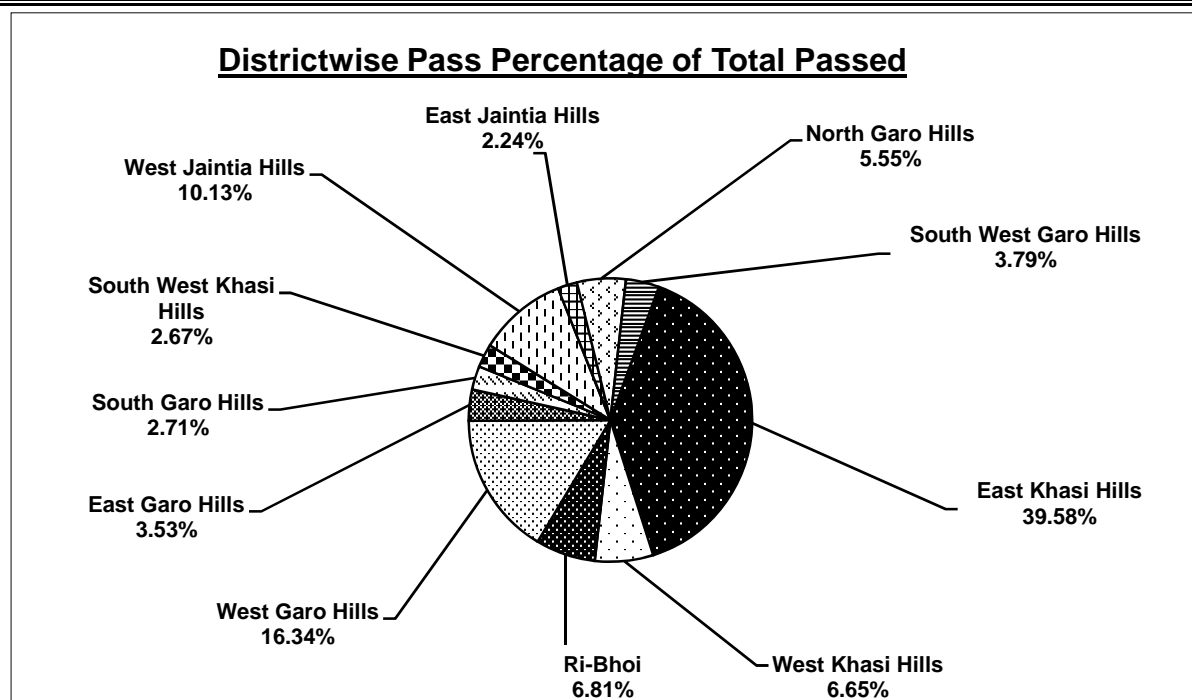
Controller of Examinations,  
 Meghalaya Board of School Education,  
 Tura

Dated Tura,  
 the 25th May, 2018

**MEGHALAYA BOARD OF SCHOOL EDUCATION**  
**HIGHER SECONDARY SCHOOL LEAVING CERTIFICATE EXAMINATION, 2018**  
**( ARTS STREAM )**

**District-wise Percentage of Pass**

Districts	No. of Candidates		Percentage of Pass
	Appeared	Passed	
East Khasi Hills	8013	6853	85.52
West Khasi Hills	1343	1151	85.70
Ri-Bhoi	1372	1180	86.01
West Garo Hills	4425	2830	63.95
East Garo Hills	949	611	64.38
South Garo Hills	975	470	48.21
South West Khasi Hills	650	462	71.08
West Jaintia Hills	2370	1754	74.01
East Jaintia Hills	532	388	72.93
North Garo Hills	1316	962	73.10
South West Garo Hills	1215	657	54.07
<b>Grand Total</b>	<b>23160</b>	<b>17318</b>	<b>74.78</b>



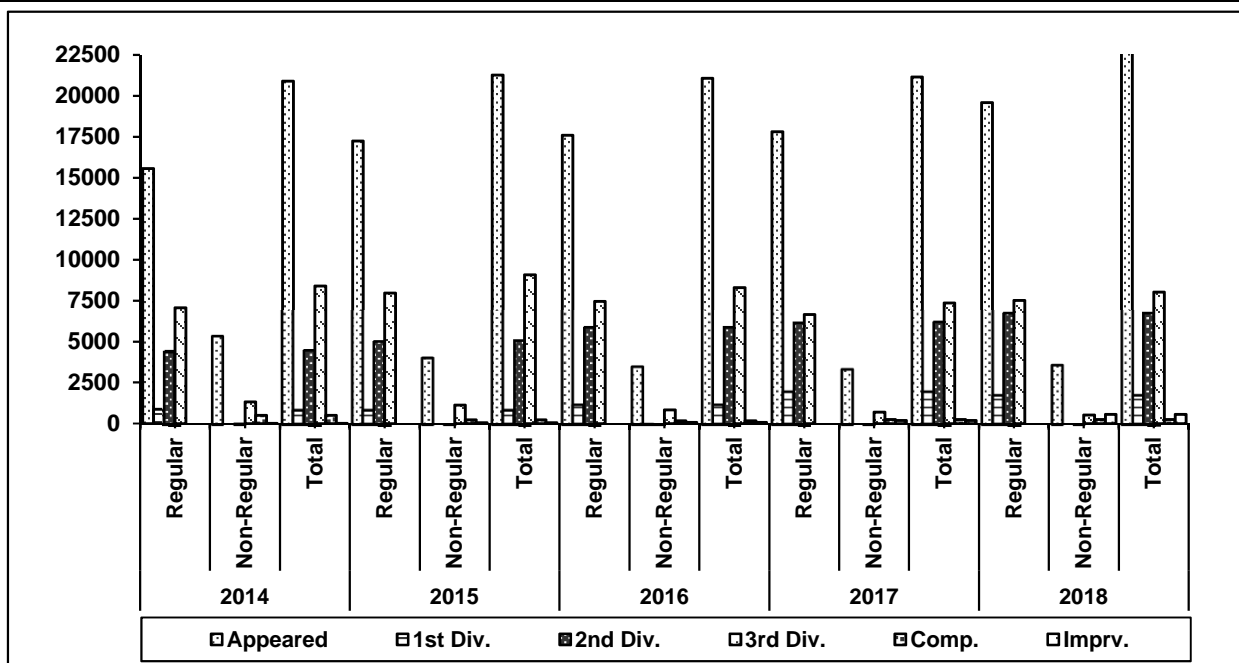
( T. R. Laloo )  
**Controller of Examinations,**  
**Meghalaya Board of School Education,**  
**Tura**

Dated Tura,  
the 25th May, 2018

**MEGHALAYA BOARD OF SCHOOL EDUCATION**  
**HIGHER SECONDARY SCHOOL LEAVING CERTIFICATE EXAMINATION, 2018**  
**( ARTS STREAM )**

**STATEMENT OF HSSLC EXAMINATION RESULTS FOR FIVE YEARS ( 2014-2018 )**

Year of Examination	Category	Appeared	No. of Candidates Passed					Total	Pass Percentage
			1st Div.	2nd Div.	3rd Div.	Comp.	Imprv.		
2014	Regular	15569	874	4412	7071	0	0	12357	79.37
	Non-Regular	5326	0	65	1311	496	6	1878	35.26
	<b>Total</b>	<b>20895</b>	<b>874</b>	<b>4477</b>	<b>8382</b>	<b>496</b>	<b>6</b>	<b>14235</b>	<b>68.13</b>
2015	Regular	17245	877	5038	7953	0	0	13868	80.42
	Non-Regular	4016	0	29	1114	217	45	1405	34.99
	<b>Total</b>	<b>21261</b>	<b>877</b>	<b>5067</b>	<b>9067</b>	<b>217</b>	<b>45</b>	<b>15273</b>	<b>71.84</b>
2016	Regular	17596	1197	5850	7459	0	0	14506	82.44
	Non-Regular	3487	1	35	838	157	72	1103	31.63
	<b>Total</b>	<b>21083</b>	<b>1198</b>	<b>5885</b>	<b>8297</b>	<b>157</b>	<b>72</b>	<b>15609</b>	<b>74.04</b>
2017	Regular	17808	1982	6147	6655	0	0	14784	83.02
	Non-Regular	3338	0	30	697	244	185	1156	34.63
	<b>Total</b>	<b>21146</b>	<b>1982</b>	<b>6177</b>	<b>7352</b>	<b>244</b>	<b>185</b>	<b>15940</b>	<b>75.38</b>
2018	Regular	19583	1766	6712	7506	0	0	15984	81.62
	Non-Regular	3577	0	26	509	240	559	1334	37.29
	<b>Total</b>	<b>23160</b>	<b>1766</b>	<b>6738</b>	<b>8015</b>	<b>240</b>	<b>559</b>	<b>17318</b>	<b>74.78</b>



( T. R. Laloo )  
 Controller of Examinations,  
 Meghalaya Board of School Education,  
 Tura

Dated Tura,  
 the 25th May, 2018