


MEGHALAYA BOARD OF SCHOOL EDUCATION
HIGHER SECONDARY SCHOOL LEAVING CERTIFICATE EXAMINATION, 2017
(ARTS STREAM)

ABSTRACT OF RESULTS

Category	No of Candidates		No of Candidates passed in					Total Pass	Percentage of Pass
	Applied	Appeared	First Division	Second Division	Third Division	Compartmental	Improvement		
REGULAR									
Male	7876	7818	629	2320	3227	-	-	6176	79.00
Female	10062	9990	1353	3827	3428	-	-	8608	86.17
Total	17938	17808	1982	6147	6655	-	-	14784	83.02
NON-REGULAR									
Male	1838	1690	-	12	356	118	80	566	33.49
Female	1759	1648	-	18	341	126	105	590	35.80
Total	3597	3338	-	30	697	244	185	1156	34.63
Grand Total	21535	21146	1982	6177	7352	244	185	15940	75.38

[vii]



(T. R. Laloo)
 Controller of Examinations,
 Meghalaya Board of School Education,
 Tura

Dated Tura,
 the 23rd May, 2017

MEGHALAYA BOARD OF SCHOOL EDUCATION
HIGHER SECONDARY SCHOOL LEAVING CERTIFICATE EXAMINATION, 2017
(ARTS STREAM)

CATEGORYWISE / GENDERWISE PERCENTAGE OF PASS

Category	Applied	Appeared	No of Candidates Passed						Pass Percentage
			1st Div.	2nd Div.	3rd Div.	Comp.	Imprv.	Total	

Schedule Caste

Male	44	43	3	9	22	Nil	Nil	34	79.07
Female	72	70	8	19	28	1	Nil	56	80.00

Schedule Tribe

Male	9170	8975	599	2245	3372	113	76	6405	71.36
Female	11103	10930	1261	3640	3514	119	103	8637	79.02


OBC

Male	59	58	3	22	19	Nil	Nil	44	75.86
Female	78	75	6	28	26	1	Nil	61	81.33

General

Male	441	432	24	56	170	5	4	259	59.95
Female	568	563	78	158	201	5	2	444	78.86

Grand Total	21535	21146	1982	6177	7352	244	185	15940	75.38
--------------------	--------------	--------------	-------------	-------------	-------------	------------	------------	--------------	--------------



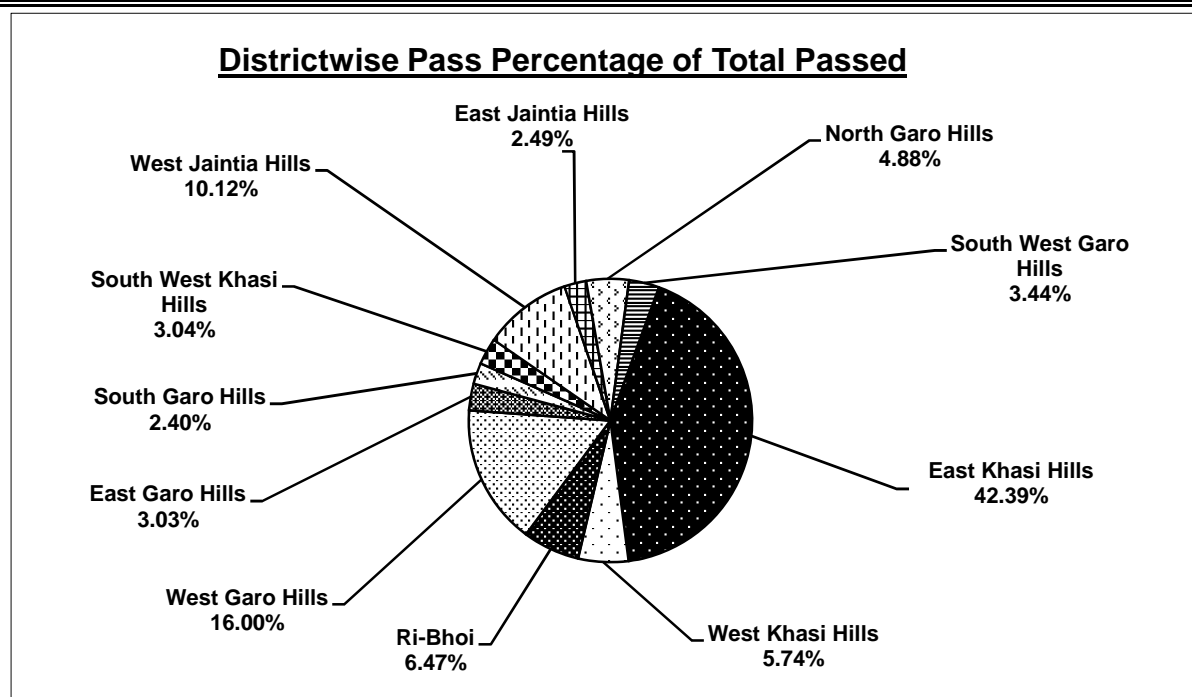
(T. R. Laloo)
Controller of Examinations,
Meghalaya Board of School Education,
Tura

Dated Tura,
the 23rd May, 2017

MEGHALAYA BOARD OF SCHOOL EDUCATION
HIGHER SECONDARY SCHOOL LEAVING CERTIFICATE EXAMINATION, 2017
(ARTS STREAM)

Districtwise Percentage of Pass

Districts	No of Candidates		Percentage of Pass
	Appeared	Passed	
East Khasi Hills	7718	6756	87.54
West Khasi Hills	1101	915	83.11
Ri-Bhoi	1200	1032	86.00
West Garo Hills	3974	2551	64.19
East Garo Hills	838	483	57.64
South Garo Hills	794	383	48.24
South West Khasi Hills	627	484	77.19
West Jaintia Hills	2230	1613	72.33
East Jaintia Hills	473	397	83.93
North Garo Hills	1119	778	69.53
South West Garo Hills	1072	548	51.12
Grand Total	21146	15940	75.38



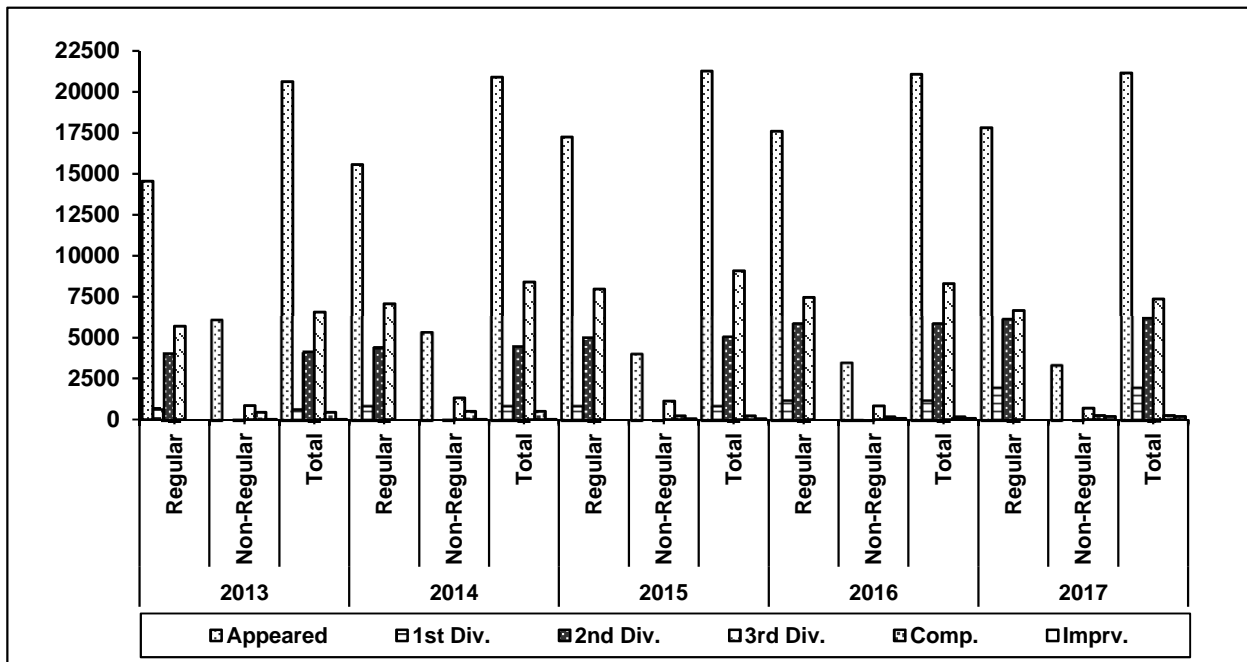
(T. R. Laloo)
Controller of Examinations,
Meghalaya Board of School Education,
Tura


Dated Tura,
the 23rd May, 2017

MEGHALAYA BOARD OF SCHOOL EDUCATION
HIGHER SECONDARY SCHOOL LEAVING CERTIFICATE EXAMINATION, 2017
(ARTS STREAM)

STATEMENT OF HSSLC EXAMINATION RESULTS FOR FIVE YEARS (2013-2017)

Year of Examination	Category	Appeared	No of Candidates Passed						Pass Percentage
			1st Div.	2nd Div.	3rd Div.	Comp.	Imprv.	Total	
2013	Regular	14552	665	4074	5696	0	0	10435	71.71
	Non-Regular	6064	0	69	849	435	3	1356	22.36
	Total	20616	665	4143	6545	435	3	11791	57.19
2014	Regular	15569	874	4412	7071	0	0	12357	79.37
	Non-Regular	5326	0	65	1311	496	6	1878	35.26
	Total	20895	874	4477	8382	496	6	14235	68.13
2015	Regular	17245	877	5038	7953	0	0	13868	80.42
	Non-Regular	4016	0	29	1114	217	45	1405	34.99
	Total	21261	877	5067	9067	217	45	15273	71.84
2016	Regular	17596	1197	5850	7459	0	0	14506	82.44
	Non-Regular	3487	1	35	838	157	72	1103	31.63
	Total	21083	1198	5885	8297	157	72	15609	74.04
2017	Regular	17808	1982	6147	6655	0	0	14784	83.02
	Non-Regular	3338	0	30	697	244	185	1156	34.63
	Total	21146	1982	6177	7352	244	185	15940	75.38





(T. R. Laloo)
 Controller of Examinations,
 Meghalaya Board of School Education,
 Tura

Dated Tura,
 the 23rd May, 2017